

LEXIS NEXIS ACADEMIC LEGAL RESEARCH GUIDE

Accessing LexisNexis Academic:

- Click on Law Library icon
- Click on LexisNexis Academic link in box at top right of page

Legal Research Options from Home Page:

- US Legal heading
- Sources heading
- “Look Up A Case”

Help Options:

- Click Help button at upper right for Page-Specific help
- Click Help button next to an item for help Specific -To-That-Item
- Click on the “i in a circle” for information about a Particular Source

US Legal Heading Research Categories:

- Federal & State Cases
- Shepard’s Citations (to verify whether your case/statute is still good law)
- Landmark Cases
- Federal Statutes, Codes, & Regulations
- State Statutes, Codes, & Regulations
- Law Reviews
- Legal Reference
- Patents
- Tax Law

Searching for FEDERAL Statutes, Codes, & Regulations:

- Using Easy Search
 - Click US Legal
 - Select “Federal Statutes, Codes, & Regulations”
 - You can search by Citation, by Terms, or Browse Table of Contents (TOC)
 - By Citation
 - Enter a citation (e.g., 5 uscs sec 5901)
 - Select Citation from the drop down box
 - Click Search
 - Precise citation format is **essential**
 - Citation format may be found by clicking on the “i in a circle” next to a source & looking at Cite under Segment Descriptions
 - By Terms
 - Enter terms in search line
 - Select one or more sources (e.g., Annotated US Code, US Constitution, Code of Federal Regulations, Federal Register)
 - Click Search

LEXIS NEXIS ACADEMIC LEGAL RESEARCH GUIDE

- By Table of Contents (TOC)
 - Click on “Browse”
 - Expand TOC sections by clicking on “+”
- Using Power Search
 - Permits searching using Terms & Connectors or Natural Language
 - From Easy Search page, select one or more sources (e.g., Annotated US Code, US Constitution, Code of Federal Regulations, Federal Register)
 - Click “Edit in Power Search”
 - Enter search terms using Terms & Connectors or Natural Language
 - Click Search

Searching for STATE Statutes, Codes, & Regulations

- Using Easy Search
 - Click US Legal
 - Select “State Statutes, Codes, & Regulations”
 - You can search by Citation, by Terms, or Browse Table of Contents (TOC)
 - By Citation
 - Enter a citation (e.g., for an Arizona statute → 13-1304)
 - Select Citation from the drop down box
 - Select a State (e.g., Arizona) from the drop down box
 - Click Search
 - Precise citation format is **essential**
 - Citation format may be found by clicking on the “i in a circle” next to a source & looking at Cite under Segment Descriptions
 - By Terms
 - Enter terms in search line
 - Select one or more sources (e.g., Constitution, Statutory Code, & Administrative Code)
 - Click Search
 - By Table of Contents (TOC)
 - Click on “Browse”
 - Expand TOC sections by clicking on “+”
- Using Power Search - Single States
 - Permits searching using Terms & Connectors or Natural Language
 - Click US Legal
 - Select “State Statutes, Codes, & Regulations”
 - From Easy Search page, click on “Edit in Power Search”
 - Retain all sources **or** remove those you do not wish to search by clicking the “Remove” link
 - Enter search terms using Terms & Connectors or Natural Language
 - Click Search

LEXIS NEXIS ACADEMIC LEGAL RESEARCH GUIDE

- Using Power Search - All State Codes, Constitutions, Court Rules, & Advanced Legislative Services (ALS)
 - **Note:** Coverage will vary with jurisdiction
 - From Easy Search page, click “Search All State Codes in Power Search”
 - Enter terms
 - Click Search

Searching for FEDERAL & STATE Cases:

- Using Easy Search
 - Click US Legal
 - Select “Federal & State Cases”
 - You can search by Citation or by Terms
 - By Citation
 - Enter citation in search box
 - Precise citation format is **essential**
 - Click “Citation Help” to locate correct formats
 - Click Search
 - By Terms
 - Enter search terms
 - Select a jurisdiction (e.g., you may select ALL Federal & State Cases **or** scroll to narrow to a single State, Court, or Circuit)
 - Click Search
- Using Power Search
 - Permits searching using Terms & Connectors or Natural Language
 - Click US Legal
 - Select “Federal & State Cases”
 - Select jurisdiction (e.g., ALL Federal & State Cases **or** scroll to narrow)
 - Click “Edit in Power Search”
 - Enter search terms using Terms & Connectors or Natural Language
 - Click Search
- Using Sources Heading
 - Click Sources
 - Click “Browse Sources”
 - Select “United States” for country (page will refresh)
 - Select a Region (select ALL Regions **or** scroll to narrow) (page will refresh)
 - Select “Cases” folder
 - Select the Courts and/or Circuits you wish to search
 - Click “OK-Continue”
 - Enter search terms using Terms & Connectors or Natural Language
 - Click Search

LEXIS NEXIS ACADEMIC LEGAL RESEARCH GUIDE

Searching for LAW REVIEWS:

- You can use Easy Search or Power Search
- Click US Legal
- Click Law Reviews
 - Easy Search
 - Enter search terms → select topic **or** leave blank to search ALL Law Reviews/Journals → click Search
 - Power Search
 - From Easy Search page click “Edit in Power Search” → enter terms using Terms & Connectors or Natural Language → click Search

Searching for LEGAL REFERENCES:

- American Jurisprudence (aka AmJur, a legal encyclopedia)
 - Click US Legal
 - Click Legal Reference
 - You can search by Terms or by Table of Contents (TOC)
 - By Terms
 - Enter search terms
 - Select American Jurisprudence
 - Click Search
 - By Table of Contents (TOC)
 - Click “Browse”
 - Expand sections by clicking on “+”
- Treatises or Legal News
 - Click Sources
 - Click “Browse Sources”
 - Select United States for country (page will refresh)
 - Select a Region (select ALL Regions **or** scroll to narrow) (page will refresh)
 - Select “Treatises” folder or “Legal News” folder
 - Select sources you wish to search
 - Click “OK-Continue”
 - Enter search terms using Terms & Connectors or Natural Language
 - Click Search







SHEPARDIZING Cases & Statutes (to verify whether your case/statute is still good law)

- Shepardizing a Case from the case page
 - Click on blue “Shepardize” link at top right of page
 - Refine results by clicking on “Restrict By” drop down box at top left of page
- Shepardizing a Case using a Legal Citation
 - Click on US Legal
 - Select “Shepard’s Citations”

LEXIS NEXIS ACADEMIC LEGAL RESEARCH GUIDE

- Enter citation (e.g., 801 P.2d 445) in Shepard's Citation box
 - Precise citation format is **essential**
 - Click "Citation Formats" to locate correct format
 - Click "Check"
 - Refine results by clicking on "Restrict By" drop down box at top left of page
- Shepardizing a Statute
 - Statute Shepardization is **not** available on Lexis Nexis Academic. To Shepardize a statute you will need to use one of the two Shepard's Computers located in the library.
 - Sign in to Shepard's computer
 - Click on Shepard's tab
 - Enter citation in box
 - Precise citation format is **essential**
 - Click "Citation Formats" to locate correct format
 - Click Check

Understanding your SHEPARD'S RESULTS SYMBOLS:

- Once you have Shepardized a case or statute, one of the following symbols will appear in the upper left next to the case or statute you are Shepardizing
 -  - Warning: Negative treatment is indicated
 -  - Questioned: Validity is questioned by citing references
 -  - Caution: Possible negative treatment
 -  - Positive treatment is indicated
 -  - Citing references with analysis is available
 -  - Citation information is available
- If one of the first three Symbols appears for your case or statute, review the negative treatment to verify that your point of law is still good

Refining your Results List:

- Click on "Show" to refine the list of documents retrieved
- Click on "Sort" to arrange results by publication date, relevance, or chronological order
- Click "Search within Results" to search only the list of results you already have